



Rio Alto Water District

22099 River View Drive • Cottonwood, CA 96022

Phone: (530) 347-3835 • Fax: (530) 347-1007 • Website: www.rawd.org

Agenda for the Six Hundred and Seventy Fourth Regular Meeting of the Board of Directors of the Rio Alto Water District to be held on Wednesday, November 19, 2025, at 6:30 p.m., in the District Board Room.

- | | | |
|----|--|-------------|
| 1. | Public Comment. | INFORMATION |
| | <p>This is the time set aside for citizens to address the Board on matters not on the agenda or that are on the consent agenda. Comments should be limited to matters within the jurisdiction of the Board. If your comments concern an item shown on the agenda, please address the Board after that item is open for public comment. By law, the Board cannot discuss or take action on matters that are not on the agenda. The chair reserves the right to limit the duration of each speaker to three minutes. Speakers may not cede their time. Speakers are asked to state, and spell their name for the record.</p> | |
| 2. | Approval of Excused Absences. | ACTION |
| 3. | Manager's Report. | INFORMATION |
| 4. | Approval of the Minutes of the Six Hundred and Seventy-Third Regular Board Meeting Held on October 15th, 2025 at 6:30 p.m. in the District Board Room. | ACTION |
| 5. | Approval of October Disbursement Reports. | ACTION |
| 6. | Update on CERB Trust. | INFORMATION |
| 7. | Review and Possible Approval of Resolution 03-25 Adopting Proposition 4 Appropriation Limits for the Fiscal Year 2025-2026. | ACTION |

8. Communications:

INFORMATION

Staff:

Directors:

Note: The Board of Directors, may, at any time throughout the meeting, open or close discussion or change the order of any Agenda item listed as necessary to facilitate the orderly transaction of District Business.

Note: Parties with a disability as provided by the American Disabilities Act who require special accommodations or aids in order to participate in a public hearing should make the request to the District Staff at least 48 hours prior to the meeting.

Addendum A
 Manager's Report
 November 14, 2025

Drought/Water Consumption/SGMA:

The new water year 2025/2026 began October 1, 2025. The new water year compares with the last two water years as follows:

Water Year	Nov. 11 Precipitation Received	Average Precipitation to Date	Percent of Average	Shasta Lake feet from Crest
2025/2026	4.20	2.93	143%	79.22
2024/2025	.87	2.44	35%	79.26
2023/2024	.54	2.45	22%	53.54

Consumption for the period 09/03/25 – 11/03/25 is 26.5% lower than 2013 consumption for the same period and year-to-date consumption is 23.4% lower than the year-to-date totals for 2013. Shasta Dam is currently releasing 4,321 cfs.

Connections: We did not receive any additional connections since last reported. Fiscal year to date totals remain at:

Connections to Date 2025/26	#
Water 1" Meter	2
Water 1" Duplex	0
Water 2" Meter	0
Water 1" Landscape Meter	0
Water ¾" Landscape Meter	0
Normal Sewer/LPSS	1
Commercial Sewer	0

2025/2026 Budgeted Water = 7, Budgeted Sewer = 5

Field Crew:

- Automatic transfer switch for new generator should arrive late this week for installation next week.
- Successfully installed a sewer patch on North Marina Way.
- WWTP gate install delayed until January.
- Radio phones installed, but they need to return for fine tuning.
- Cleaned sewer on Dinghy and then TV'd the sewer line after the previous rain event. No I&I at this time, but water table is still low.
- Transported wet files to WWTP for future burn. Shredder was only able to shred 22 of our 42 boxes due to them getting wet from rain.
- Inundated with USA marking requests for PG&E pole replacements.
- Meter reads



- Bacti-lab assessment went well, but of course they have minor changes. We are waiting to receive the report. Seriously considering getting rid of the lab now that we do not have to test on weekends and holidays. Scott will be preparing a cost analysis.

Pending Projects:

- Selection of survey sites for backflow surveys.
- Dinghy repairs/replacement.
- Slide repair at the WWTP

Regulatory:

The October Water and Wastewater Reports are included in the board package.

Solar Updates:

Solar updates period Oct 10, 2025 through November 10, 2025:

	<u>True-Up Month</u>	<u>Current Month Net Energy Usage</u>	<u>Cumulative Energy or Credits Dollar True-up</u>	<u>Cumulative Non-Bypassable Charges</u>
Office	August	\$(155.71)	\$(632.10)	\$ 72.94
WWTP	November	\$2,830.73	\$24,054.21	\$24,054.21*
Well#6	February	\$709.90	\$(4,853.21)	\$3,862.49
Well#5	March	\$(655.46)	\$ (4,590.41)	\$2,771.30

*True-up

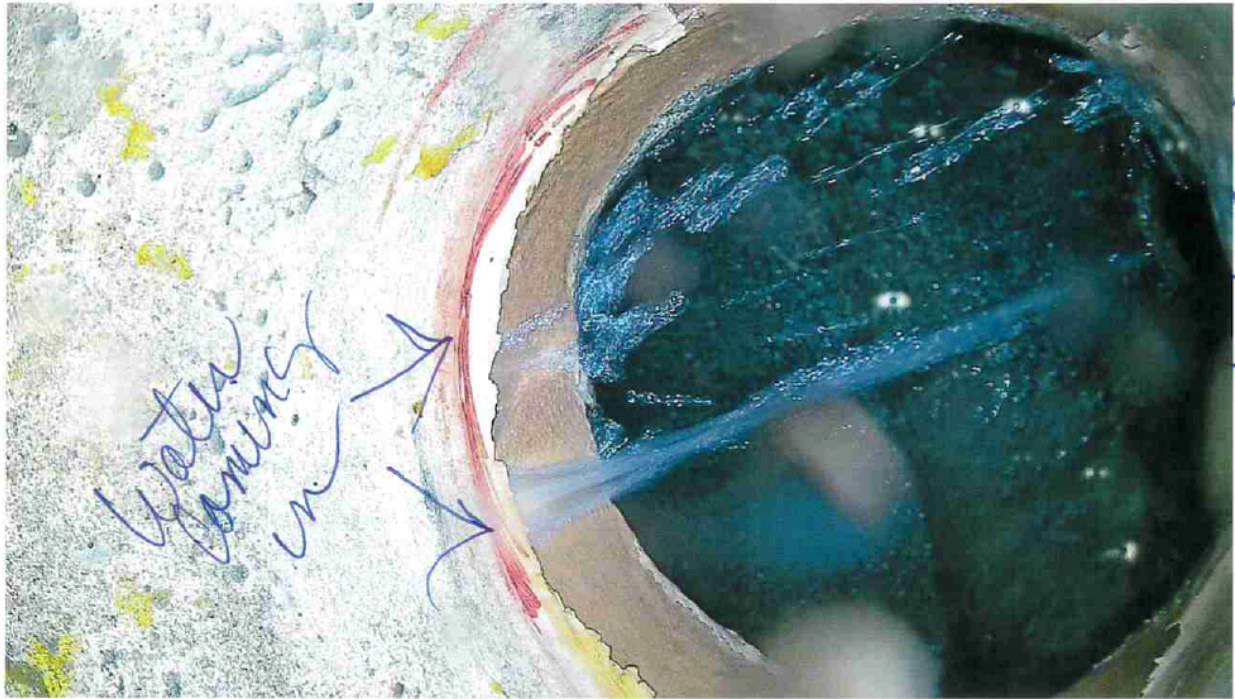
Admin:

- Upgraded the secretarial and bookkeeper computers in response to Windows 10 nonsupport issues.
- Training secretary and bookkeeper.
- Auditor has some additional compliance changes to the statements. Should have the final for presentation in December.
- Working on training manuals.

2025 consumption compared to 2013 consumption

	Jan/Feb Billed in	March/April Billed in	May/June Billed in	July/August Billed in	Sept/Oct. Billed in	Nov/Dec Billed in	
2025 (In Million Gallons)							
Single Family Residence	13,308	17,751	38,045	40,833	30,737	140,671	2025 140,671
Commercial	0.163	0.785	3.327	2.908	1.225	8.408	8.408
Industrial	0.729	0.762	0.641	0.601	0.667	3.4	3.4
Hydrant							
2025 Bill Period Totals:	14,200	19,298	42,013	44,339	32,629	152,479	152,479
Cumulative consump	14,200	33,498	75,511	119,850	152,479		152,479
2013 Bill Period Totals:	13,983	24,115	52,153	66,989	41,796	28,581	
2013 Cumulative consump	13,983	38,098	90,251	157,24	199,04	227,617	
Incr./Decr. Billing Cycle:	Incr. 1.55%	Decr. 20%	Decr. 19.5%	Decr. 33.7%	Decr. 26.5%		
Ytd Inc./Decr %:	Incr. 1.55%	Decr. 12.1%	Decr. 16.3%	Decr. 23.7%	Decr. 23.4%		
Comparison to 2013							

3



After Repair



Close-up
Repair

⑤

October 2025 Drinking Water Monitoring

Bacti Testing

Date	Results
10/6/2025	Absent
10/13/2025	Absent
10/20/2025	Absent
10/27/2025	Absent

Source Water Monitoring

No results for this period

6

Lake California Wastewater Treatment Plant
October 2025 Monitoring Report

DATE	Sample Time	Eff. Flow (MGD)	EFF. pH (S.U.)	Total Coliform (MPN/100mL)	EFF. BOD (mg/L)	EFF. TSS (mg/L)
10/1	9:42	0.132	7.75	<1	2.9	ND
10/2	9:55	0.120	7.85	<1		
10/3	8:45	0.234	7.68	<1		
10/4	10:15	0.150	7.83	Weekend		
10/5	9:38	0.144	7.91	Weekend		
10/6	9:42	0.143	7.78	<1		
10/7	9:40	0.120	7.87	<1		
10/8	9:08	0.115	7.42	<1	4.5	0.70
10/9	9:13	0.121	7.51	<1		
10/10	8:06	0.114	7.50	<1		
10/11	8:02	0.118	7.53	Weekend		
10/12	8:19	0.115	7.53	Weekend		
10/13	9:35	0.137	7.50	<1		
10/14	8:58	0.116	7.46	<1		
10/15	9:30	0.120	7.66	<1	1.8	1.50
10/16	9:37	0.116	7.53	<1		
10/17	9:53	0.115	7.57	<1		
10/18	8:46	0.105	7.59	Weekend		
10/19	13:00	0.151	7.57	Weekend		
10/20	10:48	0.105	7.43	<1		
10/21	9:32	0.088	7.45	<1		
10/22	9:23	0.109	7.61	1.0	2.0	1.20
10/23	8:29	0.112	7.61	<1		
10/24	9:55	0.109	7.55	<1		
10/25	10:03	0.108	7.53	Weekend		
10/26	10:40	0.351	7.40	Weekend		
10/27	11:29	0.217	7.30	<1		
10/28	9:40	0.171	7.41	1.0		
10/29	10:40	0.143	7.49	<1	ND	
10/30	10:38	0.131	7.48	<1		1.20
10/31	8:35	0.13	7.55	<1		

Effluent Limitations

Constituent	Units	Limit
BOD 30-Day Average		
	mg/L	30.0
BOD 7-Day Average		
	mg/L	45.0
Total Suspended Solids 30-Day Average		
	mg/L	30.0
Total Suspended Solids 7-Day Average		
	mg/L	45.0
Total Coliform Organisms 7-Day Median		
	MPN/100 mL	23.0
Total Coliform Organisms Monthly Max.		
	MPN/100 mL	240.0
pH		
	S.U.	6.0 - 9.0

Monthly Results

Constituent	Results
Hardness (as CaCO3) (mg/L)	75.7
Total Nitrogen (mg/L)	1.93
Ammonia (as N) (mg/L)	ND
Nitrate (as N) (mg/L)	1.15
Nitrite (as N) (mg/L)	ND
Total Kjeldahl Nitrogen (mg/L)	0.784
Electrical Conductivity (umhos/cm)	476

Total Coliform 7-day median

Week of	Median
9-28 to 10-4	<1
10-5 to 10-11	<1
10-12 to 10-18	<1
10-19 to 10-25	<1
10-26 to 11-1	<1

1 MINUTES OF THE SIX HUNDRED AND SEVENTY THIRD REGULAR MEETING OF
2 THE BOARD OF DIRECTORS OF THE RIO ALTO WATER DISTRICT HELD ON
3 WEDNESDAY, SEPTEMBER 17, 2025, AT 6:30 P.M., AT THE DISTRICT BOARD ROOM.
4
5

6 DIRECTORS PRESENT:

7
8 Rick Brubaker, President
9 Ginny Mercer, Vice-President
10 Drew Battles, Director
11 Louise Wilkinson, Director
12 Pete Suggs, Director
13

14 STAFF PRESENT:

15
16 Martha Slack, General Manager
17
18

19 ALSO PRESENT:

20
21 Roger Horton, Homeowner
22 Kathy Bezayiff, Homeowner
23
24
25

26 ABSENT:

27
28 No absences
29

30 Agenda Item #1 – Public Comment. Having no public comment, we moved to Agenda Item #2.

31
32 Agenda Item #2 – Approval of Excused Absences. No absences.

33
34 Agenda Item #3 – Manager’s Report. The General Manager presented the Manager’s Report
35 through October 10, 2025. A brief discussion was held on the delays for the Dinghy repairs.

36
37 Agenda Item #4 – Approval of the Minutes of the Six Hundred and Seventy Second Regular

38 Board Meeting Held on September 17, 2025, at 6:30 p.m. in the District Board Room. Director



1 Wilkinson made a motion to approve the Minutes of the Seventy Second Regular Board Meeting
2 held on September 17, 2025, at 6:30 p.m. in the District Board Room, seconded by Vice-
3 President Mercer. The motion carried (4-0), Director Suggs abstained.

4
5 Agenda Item #5 – Approval of the September Disbursement Reports. Director Wilkinson made a
6 motion to approve the September Disbursement Reports, seconded by Director Suggs. A general
7 question/answer period followed. The motion carried (5-0).

8
9 Agenda Item #6 – Income/Expense Reports period ending 9/30/25. The General Manager
10 presented the Income/Expense Reports period ending 9/30/25 and explained where the District
11 stands at the end of the first quarter fiscal year 2025/2026.

12
13 Agenda Item #7 – Presentation of the June 30, 2025 GASB 75 OPEB Disclosure:
14 The Manager gave a brief overview of the GASB 75 OPEB Disclosure. The Manager explained
15 that every 2 years we are required to have a full Actuarial Valuation prepared and the years in
16 between are required to have this Disclosure prepared. The Manager explained that even though
17 we are not required to fund the liability, the District started funding years ago through the
18 CERBT trust and hopefully we can increase the annual contribution in Fiscal Year 2026-2027.

19
20 Agenda Item #8– Review and Possible Approval of the updated Financial Policies and
21 Procedures Manual. Vice-President Mercer made a motion to Review and Approve the updated
22 Financial Policies and Procedures Manual, seconded by Director Wilkinson. A brief discussion
23 was held and the motion carried (5-0).

24
25 Agenda Item #9 -Approval of the 2025 Records Destruction List. After a brief question and

1 answer period, Director Suggs made a motion to approve the 2025 Records Destruction List,
2
3 seconded by Director Wilkinson. The motion carried (5-0).
4

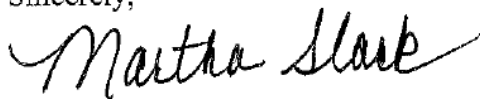
5 Agenda Item #10 - Communications:

6 Staff: The General Manager asked the Directors to select their meal choices from the
7 menu provided in the Board Package. They agreed with the staff choices of Tri Tip and
8 Chicken Parmesan, Garden Salad, Mashed Potatoes & Gravy, Sauteed Vegetables, and
9 Rosemary Rolls. The manager reminded President Brubaker and Director Battles of the
10 Oroville Dam and Spillway Reconstruction Tour we are registered to attend on October
11 23, 2025. The manager offered to drive them.

12 Directors: Director Wilkinson advised the other Directors and Staff that she will be out of
13 town October 22nd to November 4th.

14
15 Having no further business to discuss, Vice-President Mercer made a motion to adjourn the
16 meeting at 7:20 p.m., seconded by Director Suggs. The motion carried (5-0).
17

18 Sincerely,

19 

20 Martha Slack, General Manager

Addendum A
 Manager's Report
 October 10, 2025

Drought/Water Consumption/SGMA:

The water year ended September 30th and compares with the last two water years as follows:

Water Year	Sept. 30 Precipitation Received	Average Precipitation to Date	Percent of Average	Shasta Lake feet from Crest
2024/2025	36.90	33.53	110%	73.87
2023/2024	32.15	33.46	96%	65.12
2022/2023	40.92	33.39	122%	43.02

Connections: We did not receive any additional connections since last reported. Fiscal year to date totals remain at:

Connections to Date 2025/26	#
Water 1" Meter	2
Water 1" Duplex	0
Water 2" Meter	0
Water 1" Landscape Meter	0
Water ¾" Landscape Meter	0
Normal Sewer/LPSS	1
Commercial Sewer	0

2025/2026 Budgeted Water = 7, Budgeted Sewer = 5

Field Crew:

- Generator was received and installed and we are waiting for Power Up to do the electrical.
- Met with Solid Rock and coordinated work to be done on Dinghy. (Temporarily on hold due to family emergency with RJ).
- Re-marked all the laterals for repair on Dinghy.
- 110 yards of sludge hauled off to Red Bluff Landfill on 10/1/15.
- Flushed the LPSS lines and spent over a week resolving a LPSS issue with customer on Forest Glen.
- WWTP gate will be installed the week of November 10th.
- Radio phones to be installed October 16th and 17th.
- Coordinating all Bacti-Lab pre-assessment paperwork for visit on October 24th.
- Lead and Copper results mailed to participants.



Pending Projects:

- Selection of survey sites for backflow surveys.
- Dinghy repairs/replacement.
- Slide repair at the WWTP

Regulatory:

The September Water and Wastewater Reports are included in the board package. The Lead and Copper results came back and they meet all state and federal standards.

Solar Updates:

Unavailable at the time of report.

Admin:

- Sent out over 70 7day shut off notices.
- Training secretary.
- Audit in balance, but the Auditor is changing the format to be more GASB compliant.
- Working on training manuals.
- F-9 quarterly reporting and quarterly payroll tax returns.
- Sorted through closed file boxes and prepared destruction list for shredding.
- Temporary Bookkeeper to start October 20th.

**RIO ALTO WATER DISTRICT
WORKING ACCOUNT
DISBURSEMENT/STATUS OF BANK ACCOUNT AS OF
October 31, 2025**

1	Balance as of 09/30/2025:		\$ 4,822.94
2	Interest thru 09/30/2025:		\$ 0.58
3	Reconciled Balance as of October 1, 2025:		\$ 4,823.52
4	Disbursements:		
5	Ferguson	Meter Install Parts, Safety Gloves, and Gripper Plug.	\$ 1,025.38
6	Fisher Scientific	Soy Broth for Bacti Testing.	\$ 65.66
7	FNBO - VISA	Grollia Tape, COVID Tests, Nitrile Gloves, Toilet Rental, Nissan Parts, Office Supplies, Battery Purchase, Business Lunch, Distilled Water, District Uniforms, Website/Advertising, Email Forwarding Service, Crane Services, Office Supplies, Fuel Nozzle Purchase, Office Supplies.	\$ 1,645.08
8	Ace Hardware	Materials for Generator Install and Tubing for Chlorine Transfer.	\$ 83.06
9	ACWA	Annual Dues.	\$ 11,010.00
10	ACWA/JPIA	Workers' Compensation - 1st Quarter of the Fiscal Year 7/1-9/30.	\$ 2,607.15
11	ACWA/JPIA	Health, Dental, Vision, Life, & Retiree Medical Benefits.	\$ 11,134.03
12	ACWA/JPIA	Auto & General Liability Insurance.	\$ 28,342.78
13	Aflac	Employee Paid Supplemental Insurance.	\$ 687.32
14	Battries Plus	Battery Purchase.	\$ 108.86
15	California Safety	Alarm System Monitoring.	\$ 70.00
16	Coastal Business	Office Equipment Lease - Copier & Paper Folding Machine.	\$ 425.46
17	Computer Logistics Corp.	Cloud Storage Services.	\$ 395.85
18	CUSI	New User License.	\$ 1,000.00
19	CYMA	User Activation.	\$ 1,144.60
20	Darren Taylor Equipment	Sludge Disposal	\$ 4,005.00
21	Fechter & Company, CPAs	Auditing Services.	\$ 9,750.00
22	FGL Environmental	Wastewater monitoring, testing, and analysis.	\$ 906.00
23	Franchise Tax Board	Wage Garnishment Payments.	\$ 200.00
24	Green Waste of Tehama	Trash Disposal Services.	\$ 166.49
25	IPTTEL	Telephonic Services.	\$ 473.94
26	Lawrence & Associates	Wastewater Permit Testing.	\$ 216.25
27	Multiquip, Inc.	Isuzu Generator Purchase.	\$ 45,081.41
28	North Valley Bus. Systems	Ink Cartridge Purchase.	\$ 254.26
29	Pace Analytical	Drinking Water Monitoring & Heterotrophic Plate Counting.	\$ 350.60
30	PG&E Corporation	Electric & Gas Usage.	\$ 2,125.93
31	Placer Title Company	Escrow Refund.	\$ 126.00
32	Premier Oil Change	District Vehicle Maintenance.	\$ 132.29
33	Quadient Finance	Postage Purchase.	\$ 1,010.00
34	Quadient Leasing	Postage Machine Equipment Lease	\$ 320.95
35	RUSH	Office Clerical Fees.	\$ 7,645.78
36	Scott Russell	Mileage Reimbursement Expense.	\$ 271.60
37	Sandra Berg	Janitorial Services.	\$ 135.00
38	SCP Distributors LLC	Chlorine Supplies.	\$ 4,381.02

14

**RIO ALTO WATER DISTRICT
WORKING ACCOUNT
DISBURSEMENT/STATUS OF BANK ACCOUNT AS OF
October 31, 2025**

39	Martha Slack	Mileage Reimbursement Expense.	\$	238.28	
40	Sweeties Café Catering	Holiday Dinner Deposit.	\$	203.00	
41	NAPA - Taylor Auto Parts	Truck #5 Battery w/ 2 yr. warranty. Light bulbs for Truck #0 & #7.	\$	141.45	
42	USA Bluebook	Parts for Hour Meter and Chlorine Transfer Pump.	\$	158.09	
43	Valley West Ace Hardware	Shop & Truck Penitnant Oil and Office Tape.	\$	26.35	
44	Verizon	Internet Service.	\$	75.25	
45	ACH - Bank Fees		\$	60.00	
46	ACH - CERBT Contribution		\$	-	
47	ACH - Payroll Tax Deposits		\$	15,296.25	
48	ACH - CalPERS Pers/Pepra Contributions		\$	7,655.51	
49	ACH - CalPERS Pers/Pepra Unfunded Contributions		\$	10,737.50	
50	ACH - Deferred Comp/Pers457 Loan Payments		\$	2,022.18	
51	Total Disbursement's:				\$ 173,911.61
52	Total Transfer's from Investment Account:				\$ 174,198.44
53	Total Transfer's from CFD Account:				\$ -
54	Total Interest Earned October 31, 2025:				\$ 0.42
55	Total Book Balance as of October 31, 2025:				\$ 5,110.77
CASH ACCOUNT'S SUMMARY			Prior Bal.	Current Bal.	
56	W	Total Cash in Working Account:	\$	4,823.52	\$ 5,110.77
57	W	Total Cash in Investment Account:	\$	151,006.73	\$ 164,554.84
58	C	Total Cash in CFD Checking Account:	\$	243,067.59	\$ 243,069.65
59	W	Total Cash in Payroll Account:	\$	27,102.14	\$ 28,613.29
60	W	Total Cash in Cash Imprest Drawer/Petty Account:	\$	200.00	\$ 200.00
61	W	Total Cash in LAIF Water Savings Account:	\$	911,961.63	\$ 922,391.65
62	S	Total Cash in LAIF Sewer Savings Account:	\$	60,105.95	\$ 60,793.22
63	W	Total Cash in LAIF Sinking Account:	\$	280,135.28	\$ 283,336.52
64	S	Total Cash in LAIF Capacity Expansion Account:	\$	132,650.48	\$ 134,168.11
65	W	Total Cash in #5 Well CEC Debt Reserve Account:	\$	33,047.23	\$ 33,424.81
66	W	Total Cash in #6 Well CEC Debt Reserve Account:	\$	45,558.72	\$ 46,078.58
67	W	Total Cash in Office CEC Debt Reserve:	\$	2,484.53	\$ 2,513.71
68	S	Total Cash in Office CEC Debt Reserve:	\$	2,497.24	\$ 2,525.85
69	S	Total Cash in WWTP CEC Debt Reserve:	\$	33,092.51	\$ 33,471.15
70	C	Total Cash in LAIF USDA/CWSRF Debt Reserve Account:	\$	344,365.25	\$ 348,300.63
71	C	Total Cash in LAIF WWTP Short Lived Asset Account:	\$	215,539.49	\$ 218,003.32
72	C	Total Cash in LAIF Tax Levy Collections Account:	\$	736,814.38	\$ 745,235.04
73	C	Total Cash in LAIF Annual CFD Administration:	\$	47,411.47	\$ 47,952.16
74	Total Cash on Hand:				\$3,314,632.54

15

**RIO ALTO WATER DISTRICT
WORKING ACCOUNT
DISBURSEMENT/STATUS OF BANK ACCOUNT AS OF
October 31, 2025**

BALANCE LAIF REHAB FUNDS:			Prior Balance	Current Bal.	
75	W	Total Cash in Well Rehab Fund:	\$ 174,103.45	\$ 176,093.51	
76	W	Total Cash in Hydrant Replacement Fund:	\$ 44,460.93	\$ 44,969.85	
77	W	Total Cash in Equipment Replacement Fund:	\$ 16,848.29	\$ 17,041.64	
78	W	Total Cash in Valve & Line Replacement Fund:	\$ 39,450.13	\$ 39,900.68	
79	W	Total Cash in Tank Rehab Fund:	\$ 8,147.34	\$ 8,240.37	
80	W	Total Cash in Vehicle Replacement Fund:	\$ 2,293.44	\$ 2,318.97	
81	W	Total Cash in Booster Station Fund:	\$ 6,142.04	\$ 6,211.36	
82	W	Total Cash in Generator Well #4 Fund:	\$ 50,947.66	\$ 947.66	
83	W	Total Cash in Computer Equipment & Upgrades Fund:	\$ 15,352.69	\$ 15,527.80	
84	W	Total Cash in Waterline Replacement Fund:	\$ 15,405.44	\$ 15,582.37	
85	S	Total Cash in Lift Station Motors Replacement Fund:	\$ 20,686.68	\$ 20,923.27	
86	S	Total Cash in Sewer Line Replacement Fund:	\$ 58,173.79	\$ 58,839.09	
87	S	Total Cash in WWTP Replacement Fund:	\$ 92,448.58	\$ 93,505.81	
88	S	Total Cash in Vehicle Replacement Fund:	\$ 2,299.63	\$ 2,325.69	
89	S	Total Cash in Lift Station #1 Facility:	\$ 6,163.28	\$ 6,233.80	
90	S	Total Cash in Computer Equipment & Upgrades Fund:	\$ 9,493.52	\$ 9,601.85	
91	S	Total Cash in Lab Equipment Fund:	\$ 3,499.19	\$ 3,539.05	
92	S	Total Cash in Chlorine Generation Fund:	\$ 15,424.77	\$ 15,601.06	
93	S	Total Cash in Aerator Brush Replacement Fund:	\$ 10,284.86	\$ 10,402.39	
94	Total Cash in LAIF Rehab Funds:				\$ 547,806.22
95	W	Total Cash in Capacity Expansion Account RAWD:	\$ 62,496.89	\$ 62,498.11	
96	S	Total Cash in Capacity Expansion Account RAID:	\$ 42,624.08	\$ 42,624.92	
97	Total Cash in Capacity Expansion Account:				\$ 105,123.03
98	Total Cash on Hand & LAIF Funds as of October 31, 2025:				\$ 3,972,672.56

99 Total deposits to the Investment Account for the month of October were \$224,522.52 which includes LAIF Transfer of \$50,000.00.

100 Total amount transferred from the LAIF Account to the Investment Account for the month of October was \$50,000.00 for a Generator Purchase at Well #6.

101 CERBT Balance as of 10/31/25 \$432,152.55.

16

RIO ALTO WATER DISTRICT
 COMMUNITY FACILITY DISTRICT
 DISBURSEMENT/STATUS OF BANK ACCOUNT AS OF
 October 31, 2025

1	Balance - 09/30/2025:	\$243,065.59
2	Interest thru 09/30/2025:	\$2.00
3	Reconciled Beginning Balance October 1, 2025:	\$243,067.59
4	DISBURSEMENTS:	
5		
6		
7	Total Disbursements:	\$0.00
8	Total Deposits:	\$0.00 *
9	Total Interest Earned October 31, 2025:	\$2.06
10	Transfers to LAIF Account:	\$0.00
11	Total Transfers from LAIF Account:	\$0.00
12	Total Book Balance as of October 31, 2025:	\$243,069.65

13 * Total deposits to the CFD Account for the month of October was \$0.00

17

81




Rio Alto Water District

22699 River View Drive • Cottonwood, CA 96022
 Phone: (530) 347-3835 • Fax: (530) 347-1007 • Website: www.ralwd.org

Water Revenue

For The Period:
 7/1/2025 - 9/30/2025



■ Actual ■ Budgeted



Rio Alto Water District

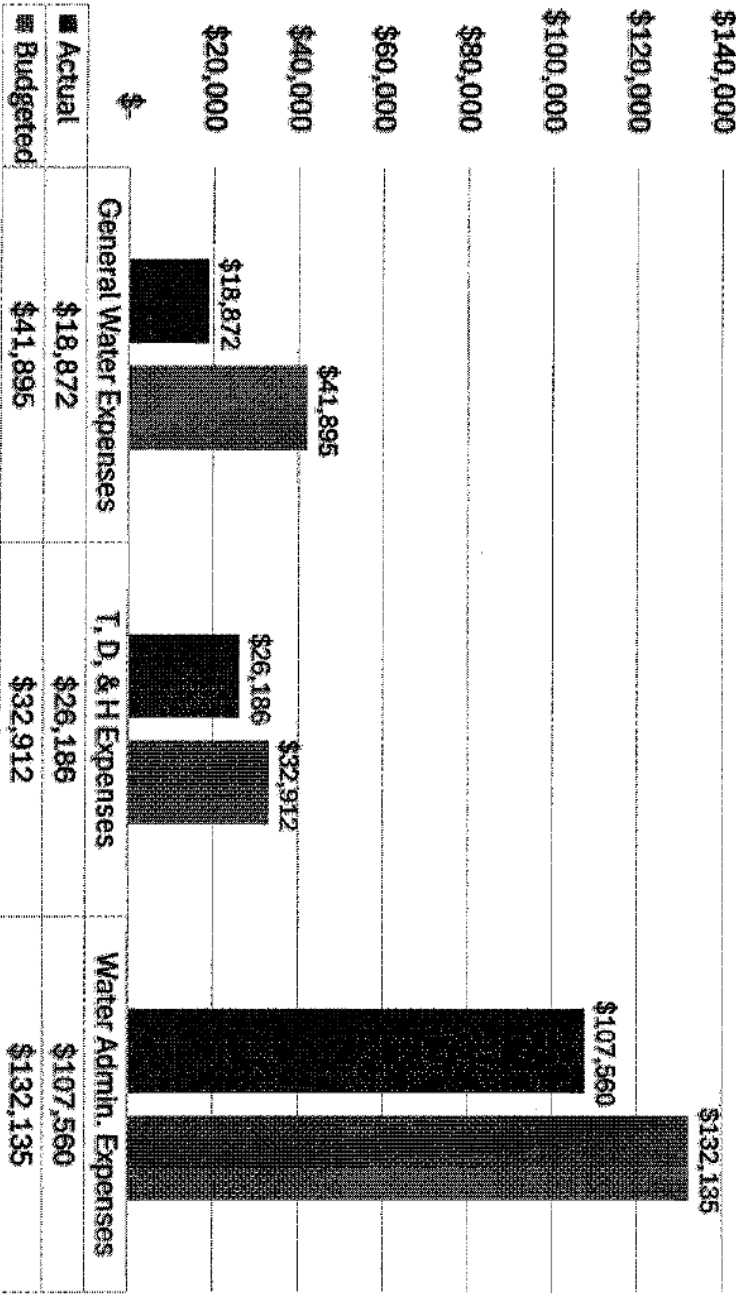
22099 River View Drive • Cottonwood, CA 96022

Phone: (530) 347-3835 • Fax: (530) 347-1007 • Website: www.rawd.org

Water Expenses

For The Period:

7/1/2025 - 9/30/2025



■ Actual ■ Budgeted

22



Rio Alto Water District


22099 River View Drive • Cottonwood, CA 96022

Phone: (530) 347-3835 • Fax: (530) 347-1007 • Website: www.rawd.org

Sewer Revenue

For The Period:

7/1/2025 - 9/30/2025



Actual Budgeted



Rio Alto Water District


22099 River View Drive • Cottonwood, CA 96022

Phone: (530) 347-3835 • Fax: (530) 347-1007 • Website: www.rawd.org

Sewer Expenses

For The Period:

7/1/2025-9/30/2025



	Sewer Admin. Expenses	Sewer Collection Expenses	WWTP Expenses
■ Actual	\$91,724	\$63,617	\$56,450
■ Budgeted	\$116,029	\$37,393	\$59,468

■ Actual ■ Budgeted

RIO ALTO WATER DISTRICT

RESOLUTION 03-25

**RESOLUTION OF THE BOARD OF DIRECTORS OF RIO ALTO WATER DISTRICT,
STATE OF CALIFORNIA, ADOPTING THE PROPOSITION 4 APPROPRIATION LIMITS
FOR THE FISCAL YEAR 2025-2026**

WHEREAS, each fiscal year a Proposition 4 limit must be established; and

WHEREAS, Proposition 111, Article XIII B, requires the Board of Directors of the Rio Alto Water District to choose and adopt a certain method to increase this limit every year; and

WHEREAS, the Rio Alto Water District has chosen the Percent Change of Cost of Living Factor and Per Capita Personal Income and the Population Change Percentage factors in establishing the Proposition 4 limit; and

WHEREAS, the Board of Directors of the Rio Alto Water District calculates the new Appropriation Limits based on the annual percentage change for the California Per Capita Personal Income which is 1.0644 and the local population growth change which is .9959 to be:

Rio Alto Water District	\$ 298,131
Special Improvement District No. 1:	\$ 115,384
Community Facilities District 2011-1:	\$1,572,476

NOW, THEREFORE, BE IT RESOLVED that the Board of Directors of the Rio Alto Water District hereby adopts new Appropriation Limits for the Fiscal Year 2025-2026 as follows:

Rio Alto Water District	\$ 298,131
Special Improvement District No. 1:	\$ 115,384
Community Facilities District 2011-1:	\$1,572,476

PASSED AND ADOPTED, at the regularly scheduled meeting of the Board of Directors of the Rio Alto Water District held on November 19, 2025 by the following vote:

AYES:
NOES:
ABSTAINING:
ABSENT:

Signed and approved after its passage this 19th day of November 2025.

Richard Brubaker, President, Board of Directors

Martha Slack, General Manager



2021-22	232,179.09	89,859.38	1,224,618.15	1.0573	1.0038	1.0613	246,411.67	95,367.76	1,299,687.24
2022-2023	246,411.67	95,367.76	1,299,687.24	1.0755	0.9963	1.0710	263,906.89	102,138.87	1,391,965.03
2023-24	263,906.89	102,138.87	1,391,965.03	1.0444	0.9915	1.0355	273,275.58	105,764.80	1,441,379.79
2024-25	273,275.58	105,764.80	1,441,379.79	1.0362	0.9933	1.0292	281,255.23	108,853.13	1,483,468.08
2025-26	281,255.23	108,853.18	1,483,468.08	1.0644	0.9959	1.0600	298,130.54	115,384.37	1,572,476.16

23